
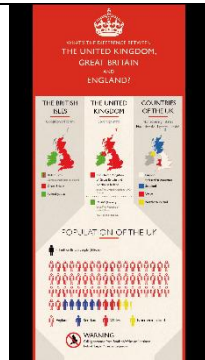

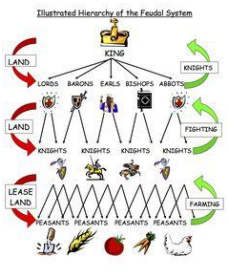


Lap 1 (Week 1) Oct. 15-19

	Day 1	Day 2	Day 3	Day 4	Day 5
Read (2)	Book Talk	Book Talk	Book Talk	Book Talk	Book Talk
Read (10)	Independent reading from book of choice	Independent reading from book of choice	Independent reading from book of choice	Independent reading from book of choice	Independent reading from book of choice
Write (10)	Where do you get your news from? What makes it reliable? How do you know it is correct information?	Political Cartoon- what is based on fact here? What is based on opinion? How do you know the difference?	<p>Kayne Silhouette</p>  <p>What do we know about him based on this infographic? What does it leave out? Summarize the information.</p>	 <p>What does this infographic say? What does it not say? Summarize the information.</p>	<p>Only 22 countries have never been invaded by Britain</p>  <p>What does it say? What does it not say?</p> <p>What does it tell us about the influence of Britain on the rest of the world? Summarize the information.</p>
Study (8)	<p>Infographic on how to spot fake news:</p> <p>http://www.estate123.com/insight/2017/06/infographic-how-to-spot-fake-news/</p>	<p>Fact v. Opinion</p> <p>https://www.floracabulary.com/unit/fact-and-opinion/</p>	<p>Infographic PowerPoint</p> <p>https://www.cabarrus.k12.nc.us/cms/lib/NC01910456/Centricity/Domain/6052/exportable_infographic.pdf</p>	<p>Conference with each group</p>	<p>Group Presentation Expectations</p>
Create	Divide the class	Read third	Celebrity	Celebrity	Present Silhouette

(20)	<p>into two groups. Each side will be given a different article on the travel ban to read and check reliability according to the infographic.</p> <p>https://libguides.com.edu/c.php?g=649909&p=4556559</p>	<p>article from centrist point of view. Pay attention to what is included from the other two articles as well as what it leaves out from those two.</p>	Silhouette	Silhouette	
Share (3)	<p>Each group shares their findings.</p>	<p>How do we write information without bias?</p>	<p>Each group will share which celebrity they chose.</p>	<p>Share something you learned about your celebrity.</p>	<p>Share what you learned about creating an infographic.</p>

Lap 1 (Week 2) Oct. 22-26

	Day 1	Day 2	Day 3	Day 4	Day 5
Read (2)	Book Talk	Book Talk	Book Talk	Book Talk	Book Talk
Read (10)	Independent reading from book of choice	Independent reading from book of choice	Independent reading from book of choice	Independent reading from book of choice	Independent reading from book of choice
Write (10)	 <p>What does this tell us? What does it leave out?</p> <p>Summarize the information.</p>	<p>https://info-graph.venngage.com/p/124715/chaucer-and-the-canterbury-ales</p> <p>What does this tell us about The Canterbury Tales? What does it leave out?</p> <p>Summarize the information.</p>	<p>Describe a journey you have been on. Explain why you went on the journey, what you discovered, who went with you, what you took, and how the nature of your journey dictated who was with you.</p>	<p>Think of an example from a book, movie, or song today which tells the story of a journey or pilgrimage. What is the circumstance of this journey? Who is on it? What are they seeking?</p>	<p>Choose one piece of writing you did alongside an infographic. Revise and edit according to the given rubric. (create rubric for lap 1)</p>
Study (8)	<p>https://www.youtube.com/watch?v=X0zudTQelZI</p> <p>Crash Course Crusades</p> <p>https://www.youtube.com/watch?v=buHKepz2cU0&t=0s&list=PLxwd9rWENEB9v5PcQctRj8pM4sqxOzVBP&index=2</p> <p>The Infographics</p>	<p>https://prezi.com/pqzf1efywwen/introduction-to-chaucer-and-the-canterbury-ales/</p>	<p>Introduce characters in the Prologue</p> <p>https://owlcation.com/humanities/Canterbury-Tales-Characters</p>	<p>Conference with groups on character infographic</p>	<p>Review rubric for Lap 1 with students.</p>

	<p>Show Why People Died So Young in the Middle Ages</p>				
<p>Create (20)</p>	<p>After watching each video, have students write a summary of the information presented.</p>	<p>Anticipation guide *at end of document</p>	<p>Create character infographic based on social hierarchy of the middle ages: Ruling Class, Clergy Class, Middle Class, Trade Class, Peasant Class</p>	<p>Finish and share infographic</p>	<p>Lap 1 assessment due at the end of class.</p>
<p>Share (3)</p>	<p>Share a new or interesting fact from one of the videos.</p>	<p>Choose statement to discuss.</p>	<p>Share preliminary ideas for infographic.</p>	<p>What was easiest? Most difficult?</p>	<p>Share best line from summary.</p>